

Designing Your
Own School Program **3**

Voice Culture



A "True Education" Voice Series

“Be not rash with thy mouth,
and let not thine heart
be hasty to utter
any thing before God.”

Ecclesiastes 5:2



**Printed by SEM
627 Highland Loop Rd.
Kettle Falls, WA 99141
(509) 684-6843**

Copyright © 1996
SonLight Education Ministry
P.O. Box 518
Colville, WA 99114

TEACHER Section





INSTRUCTIONS

For the Teacher

Step 1

Study the Bible Lesson and begin to memorize the Memory Verses. Familiarize Yourself With the Character Quality. The student can answer the Bible Review Questions. See page 6. Use the Steps in Bible Study.

Bible Lesson

“The Fullness of Time” – Ecclesiastes 3:1-15; Luke 1:26-35; Galatians 4:4, 5

Memory Verses

Galatians 4:4-5; *The Desire of Ages* 32; Acts 3:22; Isaiah 61:1-3; 60:1-3; Genesis 49:10; John 3:16-17

CHARACTER QUALITY

Alertness – quick to understand and watching very carefully: vigilance; watchfulness; moving with celerity briskness; nimbleness; sprightliness

Antonyms – carelessness; indifference; unawareness; levity

Character Quality Verse

Mark 14:38 – “*Watch ye and pray, lest ye enter into temptation. The spirit truly is ready, but the flesh is weak.*”

Step 2

Understand How To/And

- A. Do the Spelling Cards so the student can begin to build his own spiritual dictionary.
- B. Mark the Bible.
- C. Evaluate Your Student’s Character in relation to the character quality of **alertness**.
- D. Familiarize Yourself With the Voice Culture. Notice the Projects.
- E. Review the Scripture References from the Student Section.
- F. Notice the Answer Key.

A. Spelling Cards

Spelling Lists

Voice Words

Place II - III

animal
breath
breathing
deep
degree
emotions
mind
sound
spoken
sung
visible
invisible

Place II - III

character
communicated
consecrate
disposition
glorifying
influence
intelligence
pleasing
privileges
technique
unique

Bible Words

adoption
alert
alertness
blessed

Bible Words continued

conceive
David
end
espoused
faileth
favour (favor)
favoured
forever
fullness
Galilee
Israel
Jesus
Joseph
kingdom
law
made
Mary
Nazareth
prolonged
proverb
redeem
reign
sent
sons (Son)
stand
throne
time
troubled
under
virgin
vision

B. How to Mark the Bible

1. Copy the list of Bible texts in the back of the Bible on an empty page as a guide.
2. Go to the first text in the Bible and copy the next text beside it. Go to the next one and repeat the process until they are all chain referenced.
3. Have the student present the study to family and/or friends.
4. In this student lesson collect the Bible verses. And make your own Bible study. Mark your Bible.

C. EVALUATE YOUR Student's CHARACTER

This section is for the purpose of helping the teacher know how to encourage the students in becoming more **alert**.

See page 7.

See Spelling From the Scriptures for instructions about the Spelling Cards.

D. Familiarize Yourself With Voice Culture

Notice the Projects

Projects

1. Practice the principles learned in this lesson when talking. Be **alert!**

2. Take a walk as a family and find something in nature that is **alert** to God's plan for it. Discuss as a family what you found, and also what might happen if it was not **alert** to God's plan.


3. Have the student read the last paragraph of *The Desire of Ages* on page 297. Have him explain to the rest of the family what this paragraph is saying. Remind him to be **alert** and to think it out.

4. Have the student explain what discipline has to do with the talent of voice. Remind him to be **alert** and explain all he can.

5. Have the student make a poster listing the following five words: devotion, direction, discipline,

diligence, and discerning (**alertness**). Have him define each word and display it where he can see it every day until Lesson 3 is completed in all subjects.

Was Israel alert to God's Instructions?



Place I = Grades 2-3-4

Place II = Grades 4-5-6

Place III = Grades 6-7-8

E. REVIEW THE SCRIPTURE REFERENCES FROM THE STUDENT SECTION

See the Student Section, and check all the Bible verses listed there.

F. NOTICE THE ANSWER KEY

The Answer Key for the student book is found on page 9.

Step 3

Read the Lesson Aim.

Lesson Aim

The purpose of this lesson is to gain an understanding that God has given us an instrument that we must learn to use correctly in order to speak and sing in harmony with heaven.

This lesson will encourage correct speaking and singing. The student will need to be **alert** when practicing so that they will always use a

correct technique, or damage can result to the vocal cords.

“Be sober, be vigilant [alert]; because your adversary the devil, as a roaring lion, walketh about, seeking whom he may devour” (I Peter 5:8).

God gave men His word to guide them. He laid out the foundation of His law that they could live in harmony with Him. He gave them the prophets to foretell the future that they could discern the times.

God’s people, even though they had all of these instructions, were not **alert** to them. They did not correctly discern His words. “As the Jews had departed from God, faith had grown dim, and hope had well-nigh ceased to illuminate the future. The words of the prophets were uncomprehended.”*

When no more could be done in that current situation, God sent His Son to the human family when the fullness of the time came. “...Christ must come to utter words which should be clearly and definitely understood.”**

“THE WORDS
OF THE PROPHETS
WERE UNCOMPREHENDED.”

*The Desire of Ages 32 **The Desire of Ages 34

Christ was the perfect example lived out in humanity. He used His voice correctly in speech and song. We must be **alert** to the instructions laid out for us in God’s word for our voices so that we do not damage them. Whenever we damage a part of our bodies, we lessen our ability to serve God.

The voice is a part of the image of God in humanity. During the time of our Bible lesson, “Satan was exulting that he had succeeded in debasing the image of God in humanity.”* As we learn to speak correctly and seek God’s Spirit, our words will be used by God to give a message that will prepare souls for Christ’s second coming. Are we **alert** to our responsibility to be a mouthpiece for God?

Notes

**The Desire of Ages 37*

Step 4

Prepare to begin the Voice Culture Lesson.

To Begin the Voice Lesson

Interview someone who has a very pleasing speaking voice. Find out if he had any special training. If so, what was it? or Read the story, “What a Little Girl Said to a King.”

Step 5

Begin the Voice Culture lesson. Cover only what can be understood by your student. Make the lesson a family project by all being involved in part or all of the lesson. These lessons are designed for the whole family.



Steps in Bible Study

1. Prayer
2. Read the verses/meditate/memorize.
3. Look up key words in *Strong's Concordance* and find their meaning in the Hebrew or Greek dictionary in the back of that book.
4. Cross reference (marginal reference) with other Bible texts. An excellent study tool is *The Treasury of Scripture Knowledge*.
5. Use Bible custom books for more information on the times.
6. Write a summary of what you have learned from those verses.
7. Mark key thoughts in the margin of your Bible.
8. Share your study with others to reinforce the lessons you have learned.

Review Questions

1. Does God have a time table? (Ecclesiastes 3:1-15)
2. To whom was the angel Gabriel sent? (Luke 1:26-27)

3. In what town did Mary live? (Luke 1:26)
4. Who was to be Mary's husband? (Luke 1:27)
5. How did the angel greet Mary? (Luke 1:28)
6. What did the angel say to remove her fear? (Luke 1:29-30)
7. Who did the angel say should be born to her? (Luke 1:31-33)
8. What does "Jesus" mean? (See a concordance.)
9. What did the angel say of Jesus' throne and kingdom? (Luke 1:32-33)
10. What would He be called? (Luke 1:31)
11. When did God send His Son to this earth? (Galatians 4:4)
12. What does it mean "*the fullness of time had come?*" In God's reckoning or man's?

Thought Question: Why was it necessary for Christ to come to earth as a man to save man? (He came to fulfil what Adam failed to do in the flesh, and He lived a perfect example of righteousness.)

Evaluating Your Child's CHARACTER

Check the appropriate box for your student's level of development, or your own, as the case may be.

Maturing Nicely (MN), Needs Improvement (NI), Poorly Developed (PD), Absent (A)

Alertness

1. Does the child show **alertness** and recognize opportunities and dangers on his own?

MN NI PD A

2. Is the child able to visualize the consequences of subtle dangers and act according to the wisdom of Scripture? "*A prudent man forseeth the evil, and hideth himself*" (Proverbs 22:3).

MN NI PD A

3. Does the child act quickly upon command?

MN NI PD A

4. Is the child sluggish in the morning?

Yes No

5. Is the child **alert** to the special needs of others about him?

MN NI PD A

Notes

WHAT A Little Girl SAID to A King

The King of Prussia, while visiting a village in his dominions, was welcomed by the school children of the palace. After their speaker had made a speech for them, he thanked them. Then, taking an orange from a plate, he asked:

“To what kingdom does this belong?”

“The vegetable kingdom sir,” replied a little girl.

The king took a coin from his pocket and, holding it up, asked “And to what kingdom does this belong?”

“To the mineral kingdom,” said the girl.

“And to what kingdom do I belong, then?” queried the king.

The little girl blushed deeply, for she did not want to say “the

animal kingdom,” as he expected she would, lest his majesty should be offended. Just then it flashed into her mind that “*God made man in his own image,*” and looking up with a brightening eye, she said:

“To God’s kingdom, sir.”

The king was deeply moved. A tear stood in his eye. He placed his hand upon the child’s head, and said, most devoutly:

“God grant that I may be accounted worthy of that kingdom!”

Thus did the words of a child move the heart of a king. Let children learn from this that even their words may do either good or harm. A cross word from a child may wound the heart of a mother, a loving one, may make it glad. Children, let your words be kind, true, and right. Always be **alert** to the possibility of being the mouthpiece of God’s Spirit.

“God grant that I may be
accounted worthy of that kingdom!”



Answer Key

Page 3

1. Mind
2. Spirit
3. Thoughts
4. Shallow thinking, shallow breathing
5. Mind
6. Joyful thoughts
7. Anger
8. Sympathy and tenderness
9. The person rushes through the act of expressing his ideas. They do not breath often enough.

Page 7

1. A turtle dove has a sweet song and a sweet disposition or a crow has a discordant voice and an aggressive disposition.
2. Tone
3. Truth
4. Character

Notes

Alertness Quotes

Choose several quotes and make posters
to hang in appropriate places in your home.

What do each of these quotes teach about alertness?

“BE ALWAYS vigilant;
THERE ARE MANY SNARES
for the good.”
—Accius 100 B.C.

“Warned of my foe,
I shun my foe.”
—Timothy Kendall 1577

“THE garrison is stronger
when it is long-time
advised.”
—CHAUCER 1387

“Good watch prevents
misfortune.”
—English Proverb

“Observation, not old age,
brings wisdom.”
—Publilius Syrus 43 B.C.

“THE WISE MAN
does at once
WHAT THE fool does finally.”
—BALTASAR GRACIAN

“Seeing many things,
but thou observest not;
opening the ears,
but he heareth not.”
ISAIAH 42:20

“THE ox knoweth
his owner,
and the ass
his master’s crib:
but Israel doth not know,
my people doth not
consider.”
ISAIAH 1:3

“WHOSO is wise,
and will observe
these things,
even they
shall understand
the lovingkindness
of the Lord.”
PSALM 107:43

GARDENING SHEET


Lesson Three Subject Voice
Title "Voice Culture"

In SEASON

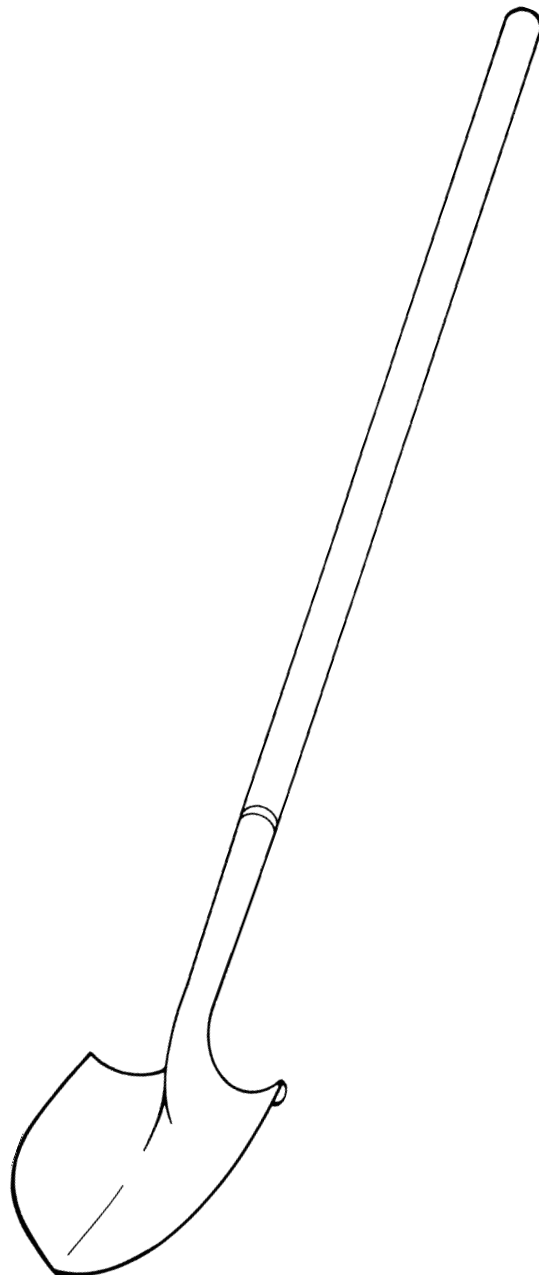
**(This can be for both
In Season and Out of Season.)**

Explain to the family (or friends) the importance of analyzing the soil and how it can be done.

Use your voice correctly when speaking. Be **alert** to answer any questions. If you cannot answer them, find out the answers and then return to them with the information.




Out of SEASON



“A soft answer turneth away wrath:
but grievous words stir up anger.”

Proverbs 15:1



Each booklet in the series,
“Designing Your Own School Program,”
is planned for a family to study together
for their homeschool curriculum;
yet versatile enough to be used
in the conventional classroom.

Learn the principles
of the subject matter from the Scriptures;
discover more academic information;
then apply it to your daily life.

Other titles in the voice series are available
in the following subjects:

- 1 – WHAT is the Voice?
- 2 – CARE of the Voice
- 3 – VOICE Culture
- 4 – THE Principle of BREATHING
- 5 – MUSCLES and BREATHING
- 6 – THE VOCAL CORDS
- 7 – CORRECT Bodily ALIGNMENT
- 8 – RESONATING CHAMBER, RESONANCE
- 9 – GROWING VOICE
- 10 – VOICE in COMMUNICATION



Mark 4:29